

PROCEDURE SHEET: SALIVA SAMPLE

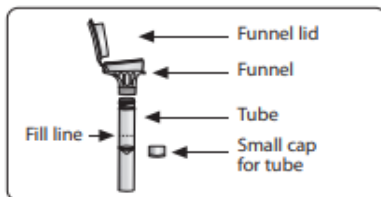
BE SURE TO WATCH OUR PROCEDURE VIDEO: <https://omc.ohri.ca/SSO/pages/Participants.aspx>

*This sample should be collected first thing in the morning. Upon waking, please collect as soon as possible.

*Important: Do not fill over the fill line!



For collection of microbial RNA and DNA
REF OM-505



Collection precautions:

Do NOT eat, drink, smoke or chew gum for 30 minutes before giving your sample.

Do NOT remove the plastic film from the funnel lid.

Contents: Kit contains stabilizing liquid.

Warnings and precautions:

Wash with water if stabilizing liquid comes in contact with eyes or skin. Do NOT ingest. See MSDS at www.dnagenotek.com.

Small cap may pose a choking hazard.

Storage: 15°C to 30°C

Summary and explanation of the kit:

OMNigene-ORAL is a collection kit that provides the materials and instructions for collecting and stabilizing microbial DNA from oral fluids.

Label legend:

	Consult package insert
	Collect sample by (Use by)
	Catalog number
	Caution, consult instructions for use
	Storage instructions
	Manufacturer
	Lot number

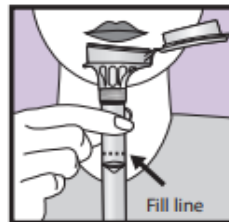
Collected specimen is potentially infectious and should be handled with appropriate biosafety practices.

Ship in accordance to applicable regulations covering transport of biological specimens.

For donor collection instructions in other languages, see www.dnagenotek.com

USER INSTRUCTIONS

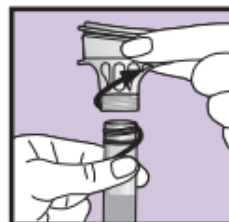
Most people take between 2 and 5 minutes to deliver a sample following steps 1 to 5.



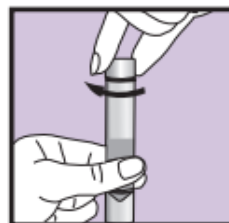
- 1 Spit into funnel until the amount of liquid (not bubbles) reaches the fill line shown in picture #1.



- 2 Hold the tube upright with one hand. Close the funnel lid with the other hand (as shown) by firmly pushing the lid until you hear a loud click. The liquid in the lid will be released into the tube to mix with the sample. Make sure that the lid is closed tightly.



- 3 Hold the tube upright. Unscrew the funnel from the tube.



- 4 Use the small cap to close the tube tightly.



- 5 Shake the capped tube for 5 seconds. Discard or recycle the funnel.

After collecting: 1) Date biohazard bag 2) Place saliva sample in biohazard bag 3) Place biohazard bag in return envelope with Dried Blood Spot sample. Send in!